

TRF416

TAMIYA RACING FACTORY

CHASSIS KIT

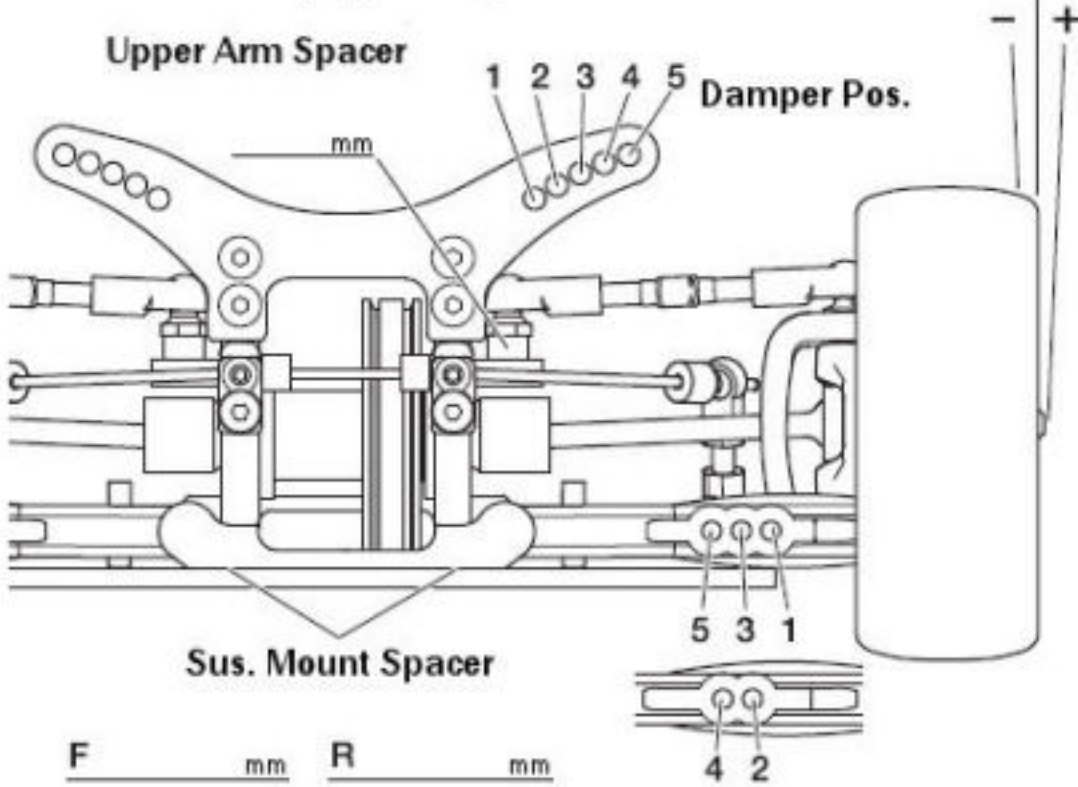
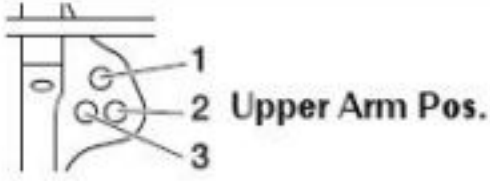
1/10 SCALE R/C 4WD RACING CAR
TRF416 CHASSIS KIT

SETTING SHEET

Name _____ Date _____ Air Temp. _____ Humidity _____

Track _____ Track Condition _____ Track Temp _____

[FRONT]

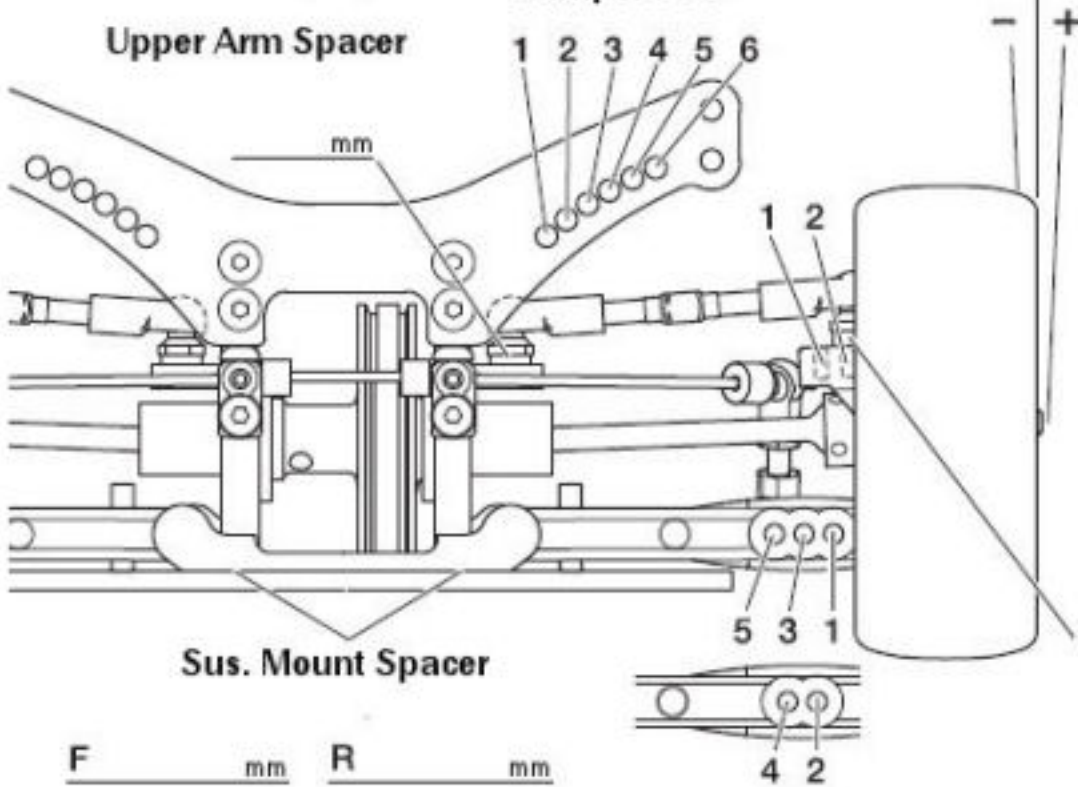
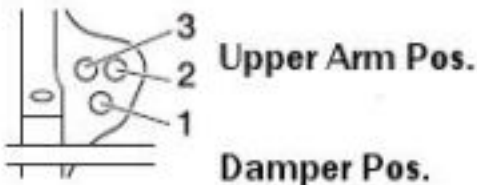


Caster Blocks _____
 Camber _____ 2° 4°
 Ride Height _____ mm
 Droop _____ mm
 Front Axle _____
 One-way _____ Diff _____ Spool _____
 Roll bar _____
 None _____ S _____ M _____ H _____
 Wheel Spacer _____ mm
 Notes _____



Shock Bushing _____
 Piece(s) _____
 Piston _____
 Holes _____
 Oil _____
 Weight _____
 Spring _____
 Shock Length _____ mm
 Wheel Hex _____ mm
 Rebound _____ %

[REAR]

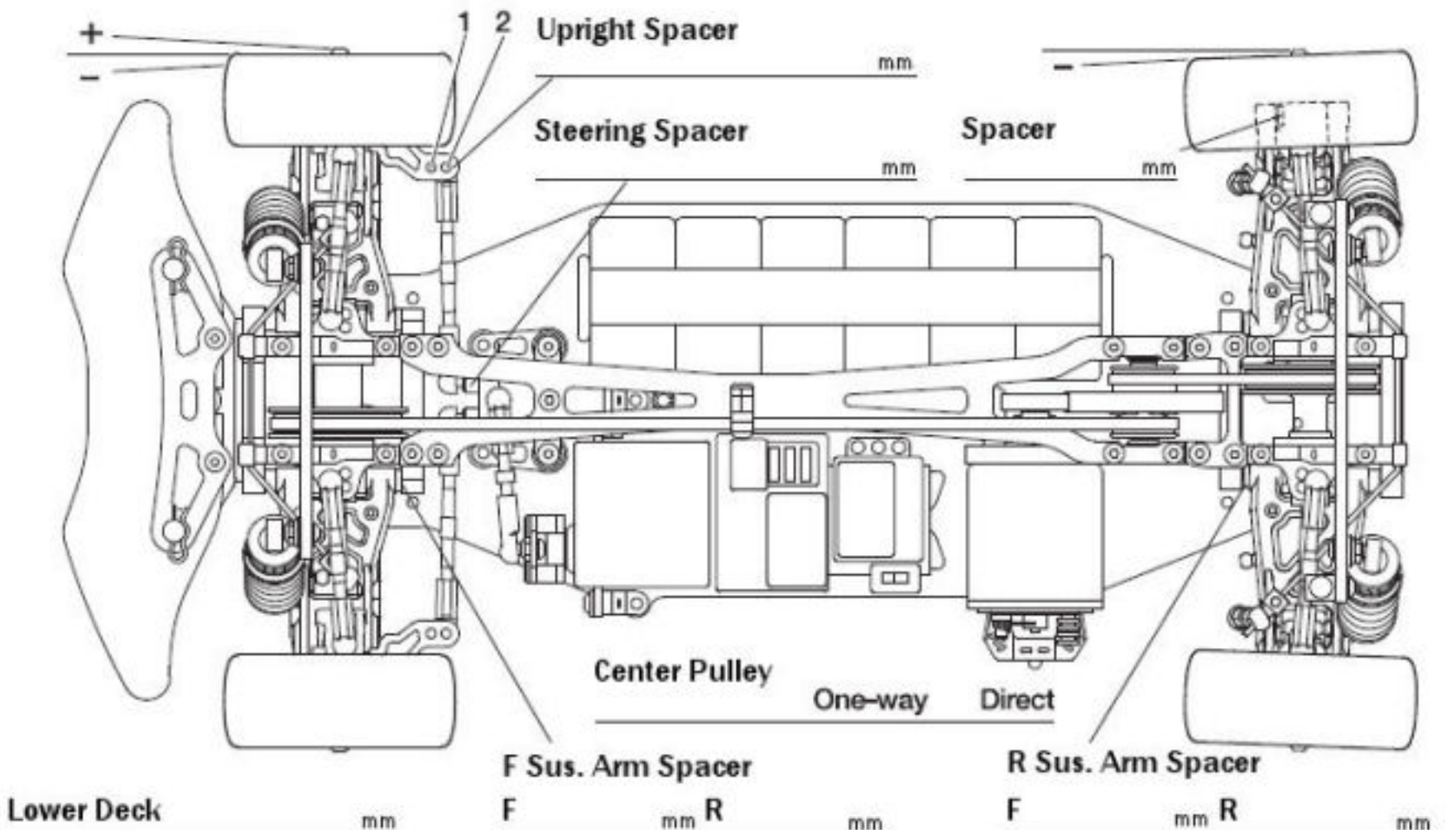


Rear Hub _____
 Camber _____
 Ride Height _____ mm
 Droop _____ mm
 Roll bar _____
 None _____ S _____ M _____ H _____
 Wheel Spacer _____ mm
 Upper Arm Spacer _____ mm



Shock Bushing _____
 Piece(s) _____
 Piston _____
 Holes _____
 Oil _____
 Weight _____
 Spring _____
 Shock Length _____ mm
 Wheel Hex _____ mm
 Rebound _____ %

Toe Angle _____ ° F Sus. Mount _____ R _____ R Sus. Mount _____ F _____ R _____



Motor _____
 Spur _____ Pinion _____
 T _____ T _____
 Battery _____
 Body _____
 Wing _____
 Tire _____
 Wheel _____
 Insert _____
 Best Lap _____