

Front	Alignment	Rear
5.25mm	Ride Height	5.5mm
-1.25°	Camber	-2.0°
4°	Caster	N/A
N/A	Rear Hub Toe	0°
+ 1°	Toe (Total)	-3.0°
-	Hex Spacing	-
1mm	Wheelbase	2mm
1C	Steering Link	N/A
black + 2mm	Bumpsteer	N/A

Notes: New Steering Block Position

Suspension Geometry		
2A	Shock Position	1B
3	Camber Link Position	3B
black + 0mm	Outer Ball & Shims	black + 2mm
3B	FWD Arm Mount	3B
1.5mm	FWD Mount Shims	1mm
3B	RWD Arm Mount	3B
1.5mm	RWD Mount Shims	3.75mm
7	Droop	6.5
-	Anti-Roll Bar	1.25mm

Notes: All hard Plastic Parts

Shocks		
LRP 50wt	Oil	LRP 50 wt
#57	Piston	#57
4mm	Rebound	4mm
blue	Spring	silver

Notes: No rebound Foam

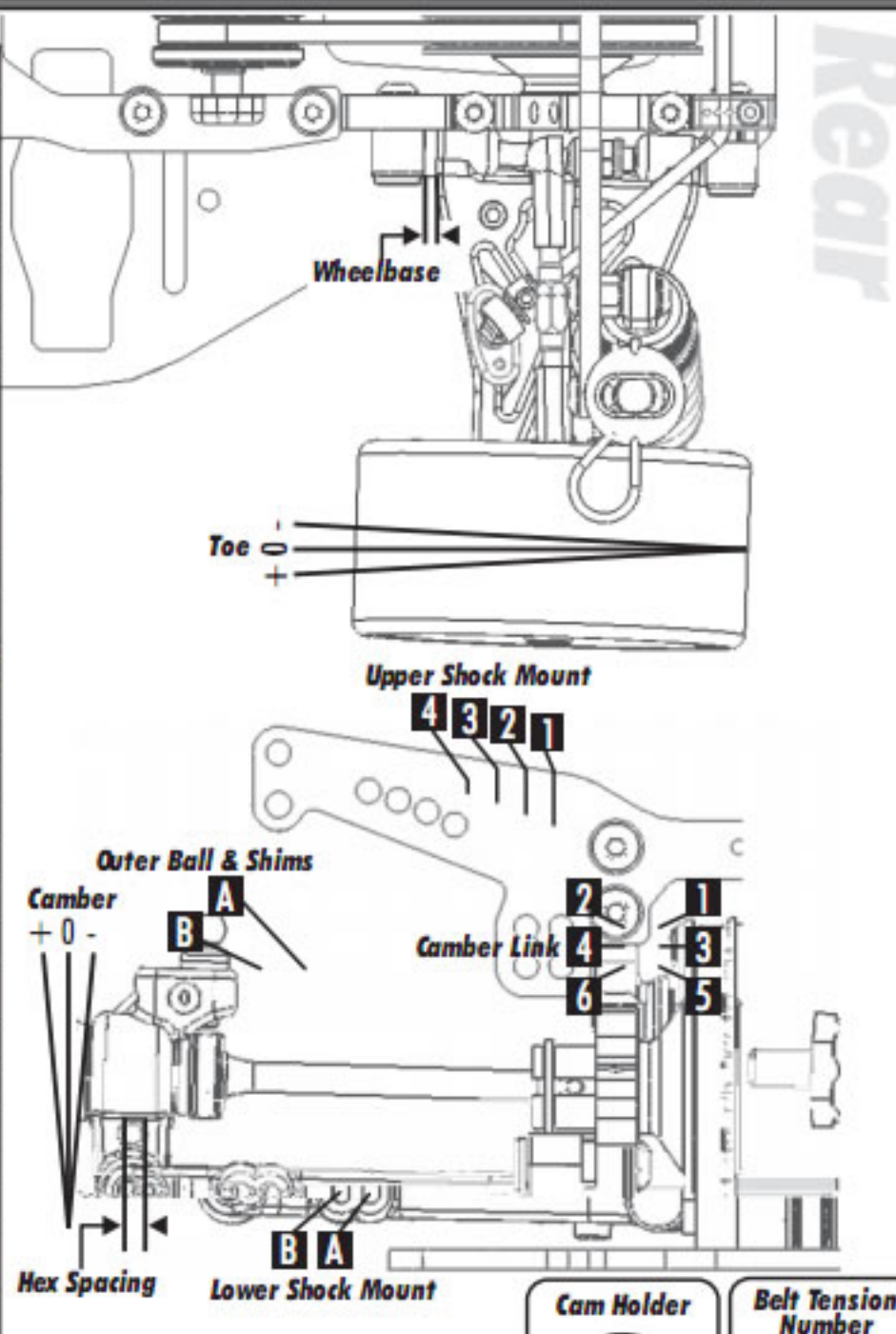
Differentials		
Spool	Type	Alum.Diff
-	Setting	loose 1/4
B	Cam Holder	B
4	Belt Tension Number	12

Notes:

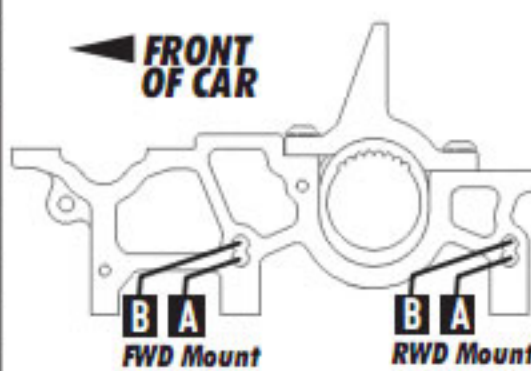
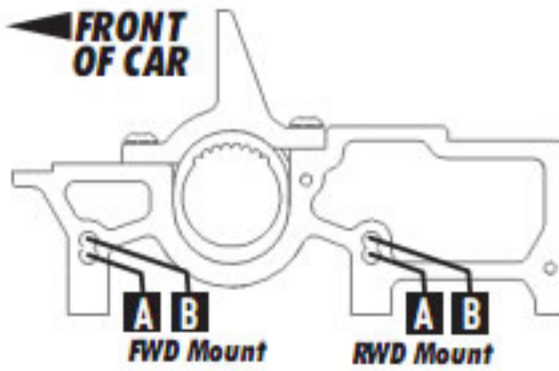
Tires		
Sorex 28 R	Tire	Sorex 28 R
-	Tire Diameter	-
Hand out	Insert & Wheel	Hand out
LRP 2 / 3/4	Additive & Amount	LRP 2 / full

Notes: Front 10 Min / Rear 40 Min

Chassis		
Chassis: ITF		
Top Plate: ITF/No Screw in Motor mount		
Notes: F+R Bulkhead cut/		



Transmitter	
Turning Circle:	D/R 100%
Steering Expo:	-40
Brake E.P. :	82
Throttle Expo:-	
Speed Control	
S.C. Type:	LRP TC Spec
S.C. Settings:	2.3.0.2



Motor	Gear	Notes
LRP X11 3.5T / 12.5	19 / 93	Timing 2°

Body & Wing
PF Mazda Speed 6 / orig.

Battery
LRP V-Tec 4600 Hv2