

Front	Alignment	Rear
5.25mm	Ride Height	5.5mm
-1.75°	Camber	-2.0°
4°	Caster	N/A
N/A	Rear Hub Toe	0°
+ 1°	Toe (Total)	-3.0°
-	Hex Spacing	-
0mm	Wheelbase	1mm
2B	Steering Link	N/A
silver + 3mm	Bumpsteer	N/A

Notes:

Suspension Geometry		
1B	Shock Position	1B
3	Camber Link Position	3A
black + 0mm	Outer Ball & Shims	black + 1mm
3A	FWD Arm Mount	1B
1.5mm	FWD Mount Shims	1mm
3A	RWD Arm Mount	1B
1.5mm	RWD Mount Shims	3.75mm
7	Drop	6,5
1.25mm	Anti-Roll Bar	1.25mm

Notes: All hard Plastic Parts

Shocks		
Asso 30 wt	Oil	Asso 30 wt
#57	Piston	#57
0mm	Rebound	0mm
blue	Spring	silver

Notes: No rebound Foam

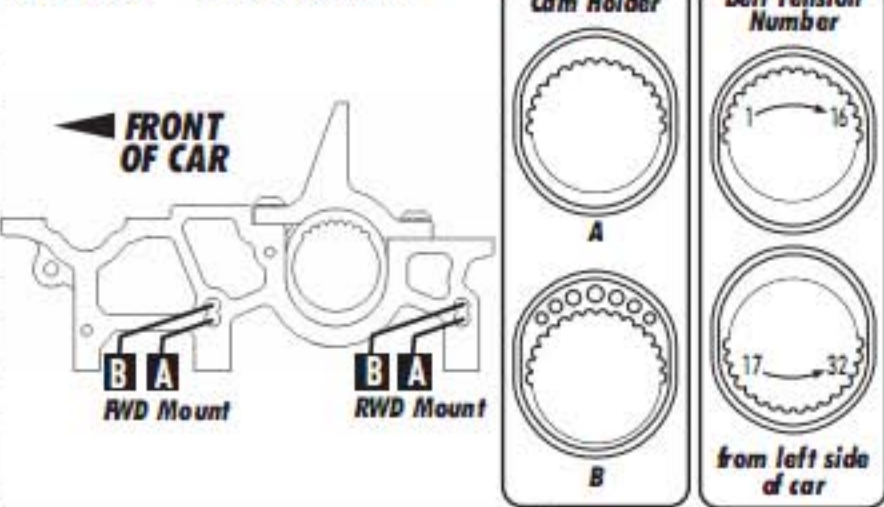
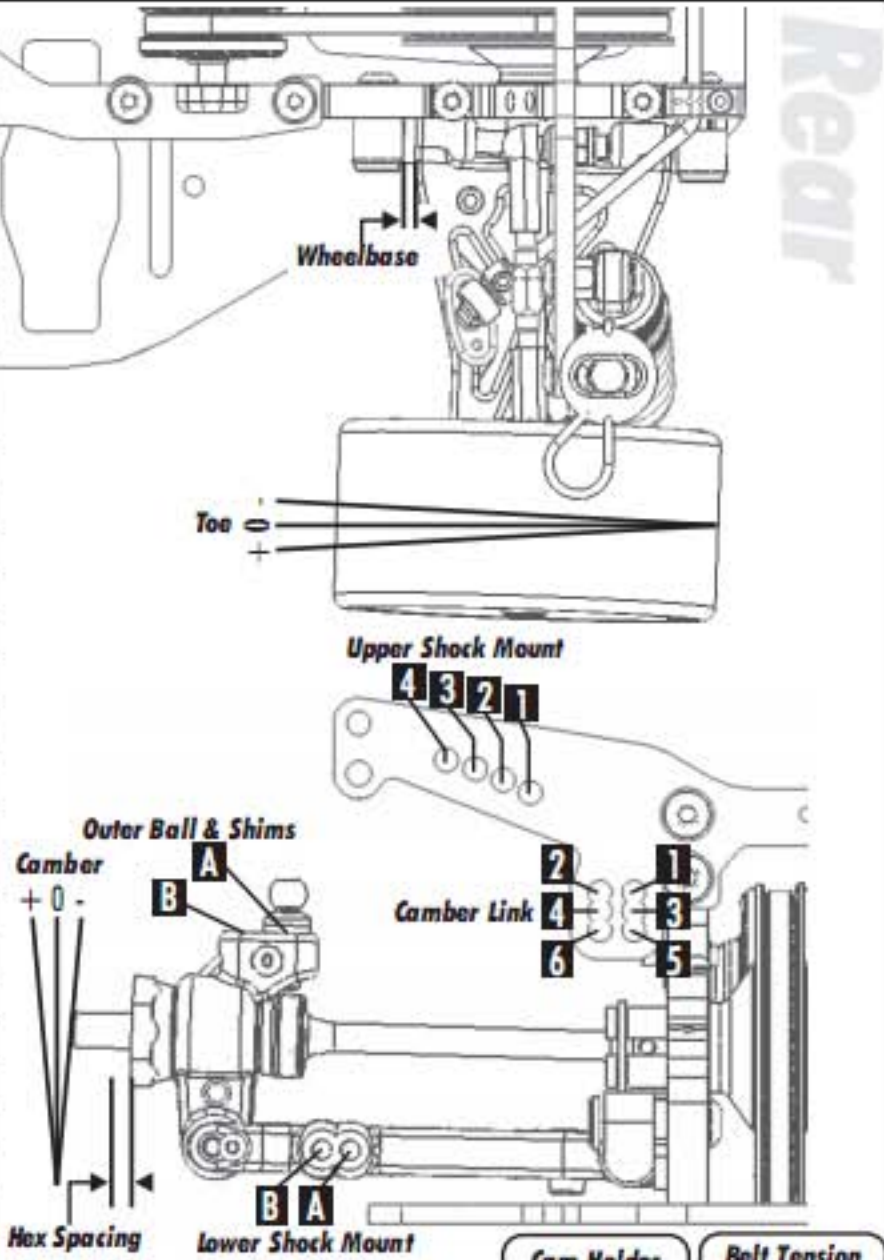
Differentials		
Spool	Type	Alum.Diff
-	Setting	loose 1/4
A	Cam Holder	A
4	Belt Tension Number	12

Notes:

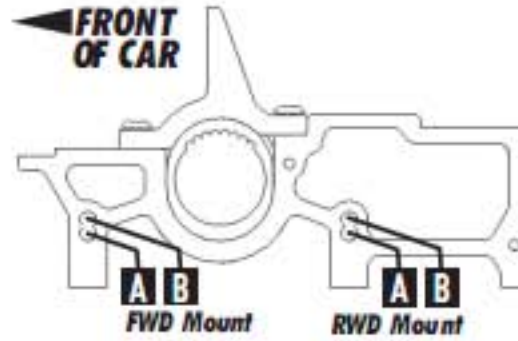
Tires		
MM Sweep3:	Tire	MM Sweep32
-	Tire Diameter	-
Hand out	Insert & Wheel	Hand out
TC4 / 3/4	Additive & Amount	TC4 / full

Notes: Front 15 Min / Rear 30 Min

Chassis		
Chassis: ITF/ Battery 3 front 2 rear		
Top Plate: ITF/No Screw in Motor mount		
Notes: F+R Bulkhead cut/		



Transmitter	
Turning Circle:	D/R 100%
Steering Expo:	-50
Brake E.P.:	80 %
Throttle Expo:	-
Speed Control	
S.C. Type:	LRP TC Spec
S.C. Settings:	2.4.0.2



Motor	Gear	Notes
LRP X12 4.0T / 12.5	19 / 93	Timing -10°

Body & Wing	Battery
PF Mazda Speed 6 / orig.	LRP V-Tec 4600 Hv2